
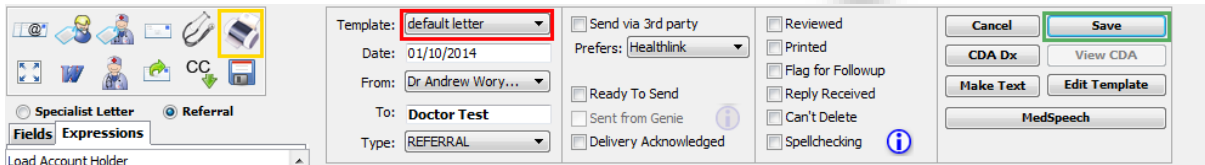
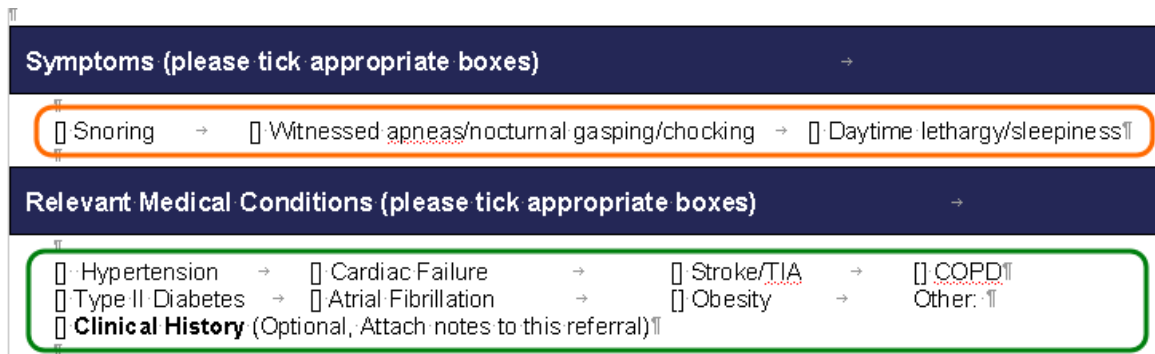


GENIE

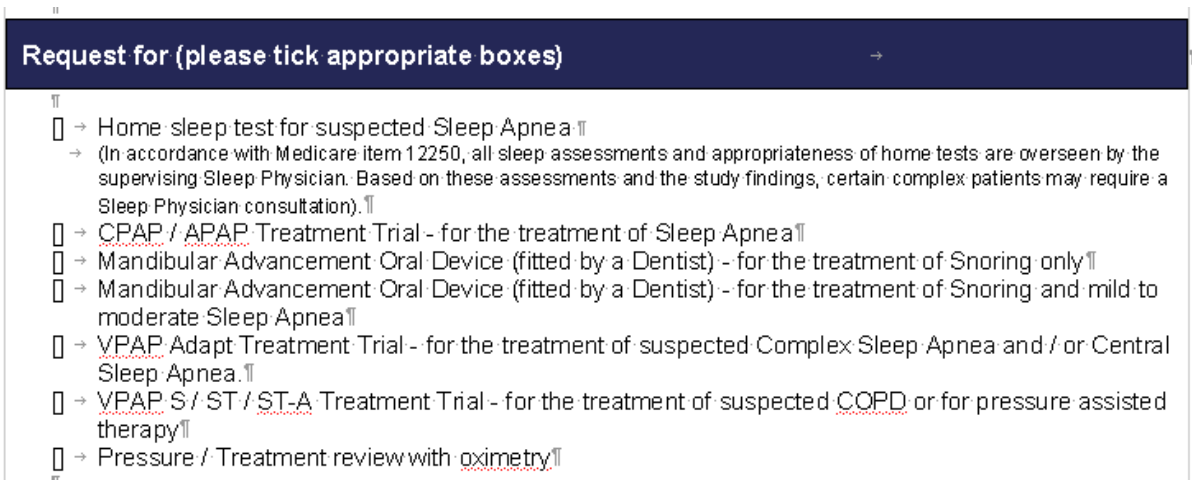
1. Select the correct **patient** from the Main appointment screen
2. Click the *create referral or reply letter template* icon 



3. Select the *ResSleep Referral v1-1* from the dropdown menu (circled in red)
4. Place a X inside the [] next to the *Symptoms* (circled in orange) and *Relevant Medical Conditions* (circled in green) for the patient (shown below)



5. Place a X inside the [] next to the Tests required for the patient (shown below)



6. Place a X inside the [] next to the Preferred method to receive results (shown below)

Please indicate how you would like to receive results and other correspondence from ResSleep: Electronic transfer of reports via secure messaging → Email Fax → Post

7. *Print* the template (circled in yellow above)
8. *Save* the Template (circled in green above)