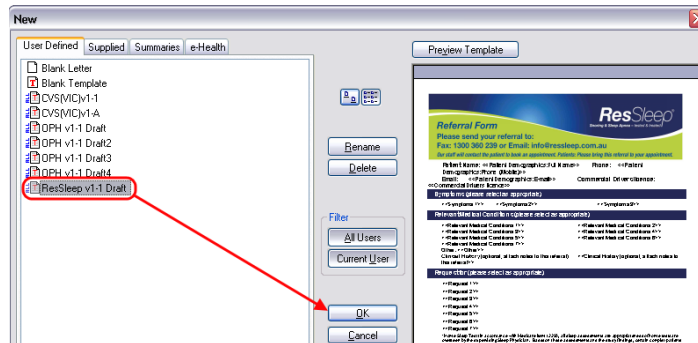
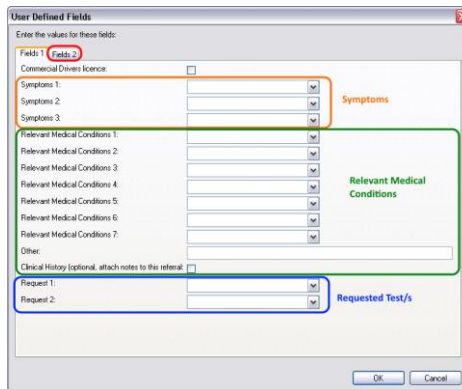


MEDICAL DIRECTOR

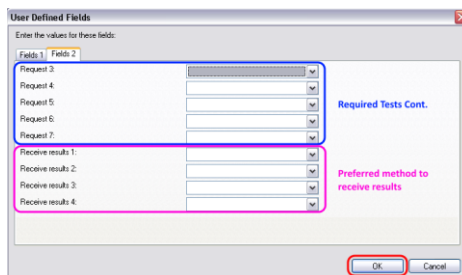
1. With the correct **Patient** open, open the *Word Processor* using **F8**
2. Select *File > New*. The following window appears.



3. Select the *ResSleep Referral v1-1* from the list (circled in red) and select *Ok*
4. Select the *Symptoms* (circled in orange), *Medical conditions* (circled in green), *tests required* (circled in blue) from the pop up screen (shown below) and click *Fields 2*



- a. Select *more tests* as required and *preferred method of receiving results* (circled in pink), click *OK*



5. Print the document
6. Save to the **Patient file**
7. Enter the following information in the *Document Details* screen (shown below)
 - a. *From Doctor*: Defaults to current user
 - b. *To Doctor*: Leave blank (not required)
 - c. *Subject*: ResSleep Referral
 - d. *Description*: (not required)
 - E. Click *Save*

